



NEXT GENERATION

Let's join together!






UNI **U**NIQUE





Frontdekore | Front finishes | Façades | Front kleuren




775

Stahl dunkel matt
steel dark matt
acier sombre mat
staal donker mat



722


Polarweiß hgl.
polarwhite hgl.
blanc polaire haute
brillance
hoogglans wit



794


Eiche Sand
sand oak
chêne sable
zand eiken

Korpusdekore | Carcase colours | Corps de meuble | Corpus kleuren



175

Stahl dunkel matt
steel dark matt
acier sombre mat
staal donker mat



161


Weiß hgl.
white hgl.
blanc haute brillance
hoogglans wit



194


Eiche Sand
sand oak
chêne sable
zand eiken

Waschtischplattendekore | Washbasin plate colours | Couleurs de plaques de plan de toilette | Kleuren wastafelplaat



175

Stahl dunkel matt
steel dark matt
acier sombre mat
staal donker mat



174

Hunton Eiche
hunton oak
hunton chêne
hunton eiken



194

Eiche Sand
sand oak
chêne sable
zand eiken



Nr. 324
Griffleiste chrom
strip-handle chrome
poignée barre chrome
griep chrom

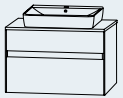

grifflos
handleless
sans poignée
grieploos



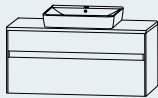


Planungsbeispiele

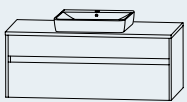
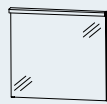
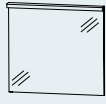
Planning examples | Exemples de composition | Sets



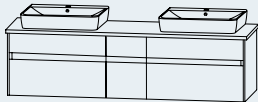
UNK-0170-1*
726 mm



UNK-0110-1*
1026 mm



UNK-0112-1*
1226 mm



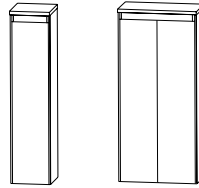
UNK-0117-1*
1726 mm

- * auch mit LED-Beleuchtung erhältlich
- * also available with LED lighting
- * aussi avec éclairage LED
- * ook mogelijk met LED verlichting

Abbildungen mit Ideal Standard CONNECT AIR Waschtisch.
Technical drawing with Ideal Standard CONNECT AIR washbasin.
Les exemples de composition avec plan de toilette Ideal Standard
CONNECT AIR.
Afgebeeld is met Ideal Standard CONNECT AIR wastafel.

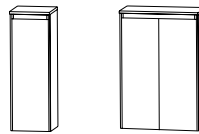
Ergänzungsschränke | Additional cabinets | Meubles complémentaires | Losse kasten

Mittelschränke | central units | armoire moyenne | middenkasten



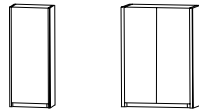
322/622 x 1160 mm

Highboards | highboards | highboards | highboards

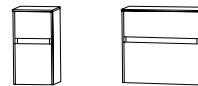


322/622 x 840 mm

Ober-/Unterschränke | wall/base units | éléments suspendu/bas | boven-/onderkasten



320/620 x 640 mm



322/622 x 450 mm

Breite x Höhe in mm
Width x height in mm
Largeur x hauteur in mm
Breedte x hoogte in mm

Abbildungen grifflos, auch mit Griffleiste möglich.

Technical drawings handleless, also available with handle bar.

Les exemples de composition sans poignées barre également possible avec poignée.

Afgebeeld is een greeploos, met greeplijst zijn ook mogelijk.

- Auszug aus dem Typenplan
- Die Artikelnummern der Ergänzungsschränke entnehmen Sie aus den Typenlisten.
- Türen · Auszüge · Schubkästen mit Dämpfung

- Part of the type list
- Please consult the type lists for the article numbers of the add-on cabinets.
- Doors · pull out units · drawers with buffered closing

- Extrait du plan d'aménagement
- Les références des meubles de complément sont présentes dans notre liste d'articles.
- Portes · tiroirs · coulissants à fermeture amortie

- Getoonde kasten zijn een selectie uit de kast mogelijkheden
- De bestelcodes van de losse kasten kunt vindt u bij de losse elementen.
- Deuren · hoge zelfsluitende lade · zelfsluitende lade



PUREFACTION





Frontdekore | Front finishes | Façades | Front kleuren

			
672	671	675	676
Polarweiß hgl. polarwhite hgl. blanc polaire haute brillance hoogglans wit	Anthrazit hgl. anthracite hgl. anthracite haute brillance hoogglans antraciet	Eiche Sand sand oak chêne sable zand eiken	Charleston Eiche charleston oak charleston chêne charleston eiken

Korpusdekore | Carcase colours | Corps de meuble | Corpus kleuren

				
190	161	121	194	180
Perlstruktur Weiß matt pearl texture white matt blanc structure perlée mat parelstructuur wit mat	Weiß hgl. white hgl. blanc haute brillance hoogglans wit	Anthrazit hgl. anthracite hgl. anthracite haute brillance hoogglans antraciet	Eiche Sand sand oak chêne sable zand eiken	Charleston Eiche charleston oak charleston chêne charleston eiken



PUREFACTION



Planungsbeispiele

Planning examples | Exemples de composition | Sets



SET-4290-1L
SET-P109-L*
912 mm

SET-4212-1L
SET-P112-L*
1212 mm

FSA-4312-11
SET-P112-R*
1212 mm



SET-4290-1R
SET-P209-R*
912 mm

SET-4212-1R
SET-P212-R*
1212 mm


FSA-4312-11
SET-P212-L*
1212 mm

* auch mit LED-Beleuchtung erhältlich
* also available with LED lighting
* aussi avec éclairage LED
* ook mogelijk met LED verlichting

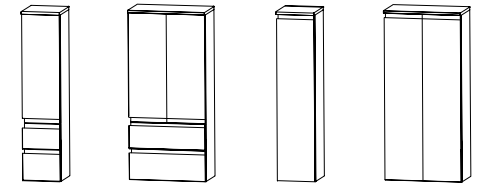
Ergänzungsschränke | Additional cabinets | Meubles complémentaires | Losse kasten

Hochschränke | tall units | colonne | hoge kasten

Mittelschränke | central units | armoire moyenne | middenkasten

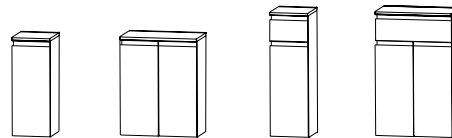


300°/600 x 1600 mm



300°/600 x 1136 mm

Highboards | highboards | highboards | highboards **

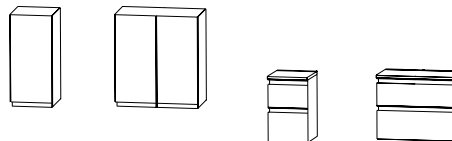


300°/600 x 656 mm

300°/600 x 816 mm

** auch mit Wäschekippe erhältlich
** also available with laundry basket
** aussi avec compartiment à linge
** ook met waskorf

Ober-/Unterschränke | wall/base units | éléments suspendu/bas | boven-/onderkasten



300°/600 x 640 mm

300°/600 x 496 mm

Breite x Höhe in mm
Width x height in mm
Largeur x hauteur in mm
Breedte x hoogte in mm

° Schränke auch in 400 mm Breite erhältlich.
° Cabinets also available with a width of 400 mm.
° Les armoires sont également disponibles avec une largeur de 400 mm.
° Kasten ook verkrijgbaar in 400 mm breedte.

– Auszug aus dem Typenplan
– Die Artikelnummern der Ergänzungsschränke entnehmen Sie aus den Typenlisten.
– Türen · Auszüge · Schubkästen mit Dämpfung

– Extrait du plan d'aménagement
– Les références des meubles de complément sont présentes dans notre liste d'articles.
– Portes · tiroirs · coulissants à fermeture amortie

– Part of the type list
– Please consult the type lists for the article numbers of the add-on cabinets.
– Doors · pull out units · drawers with buffered closing


– Getoonde kasten zijn een selectie uit de kast mogelijkheden
– De bestelcodes van de losse kasten kunt vindt u bij de losse elementen.
– Deuren · hoge zelfsluitende lade · zelfsluitende lade



QUADA




Frontdekore | Front finishes | Façades | Front kleuren



791
Quarzgrau matt
quartz grey matt
gris quartz mat
kwartsgrijs mat




722
Polarweiß hgl.
polarwhite hgl.
blanc polaire haute
brillance
hoogglans wit




686
Anthrazit hgl.
anthracite hgl.
anthracite haute
brillance
hoogglans antraciet




784
Eiche hell
Nachbildung
light oak imitation
chêne blond réplique
licht eiken folie




786
Eiche Trüffel
truffle oak
chêne truffier
eiken truffel




794
Eiche Sand
sand oak
chêne sable
zand eiken




680
Charleston Eiche
charleston oak
charleston chêne
charleston eiken



792
Ulme Nachbildung
elm imitation
orme réplique
iepen hout folie



755
Hacienda Schwarz
hacienda black
noir exotique
hacienda zwart




769
Hacienda Grau
hacienda grey
gris exotique
hacienda grijs


Korpusdekore | Carcase colours | Corps de meuble | Corpus kleuren




190
Perlstruktur Weiß matt
pearl texture white matt
blanc structure
perlée mat
parelstructuur wit mat



191
Quarzgrau matt
quartz grey matt
gris quartz mat
kwartsgrijs mat




161
Weiß hgl.
white hgl.
blanc haute brillance
hoogglans wit




121
Anthrazit hgl.
anthracite hgl.
anthracite haute
brillance
hoogglans antraciet




184
Eiche hell
Nachbildung
light oak imitation
chêne blond réplique
licht eiken folie




186
Eiche Trüffel
truffle oak
chêne truffier
eiken truffel




194
Eiche Sand
sand oak
chêne sable
zand eiken




180
Charleston Eiche
charleston oak
charleston chêne
charleston eiken



192
Ulme Nachbildung
elm imitation
orme réplique
iepen hout folie



155
Hacienda Schwarz
hacienda black
noir exotique
hacienda zwart



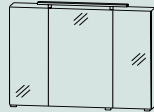
169
Hacienda Grau
hacienda grey
gris exotique
hacienda grijs



Nr. 321
Stangengriff chrom
handle chrome
poignée barre chrome
stangengreep chrom



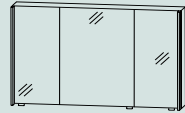
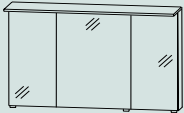
Planungsbeispiele

Planning examples | Exemples de composition | Sets



FSA-4370-72
SET-QU70-1
706 mm

S2A-5310-67
SET-QU10-1
1006 mm



S2A-5312-68
SET-QU12-1
1206 mm

S2A-5312-03
SET-QU2D-1
1206 mm

Abbildungen mit Mineralguss-Waschtisch, auch in Keramik erhältlich.
Technical drawing with cast mineral washbasin, also available in ceramic.
Les exemples de compositions avec plan de toilette en matériau de
synthèse sont également disponible en céramique.
Afgebeeld is met wastafel van mineraalmarmer, een keramische wastafel is
ook mogelijk.

Ergänzungsschränke | Additional cabinets | Meubles complémentaires | Losse kasten

Hochschränke | tall units | colonne | hoge kasten

Mittelschränke | central units | armoire moyenne |
middenkasten



302°/602 x 1748 mm



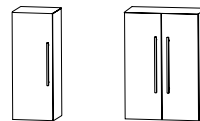
302°/602 x 1268 mm

Highboards | highboards | highboards | highboards



302°/602 x 948 mm

Oberschränke | wall units | éléments suspendu | bovenkasten



300°/600 x 800 mm

Breite x Höhe in mm
Width x height in mm
Largeur x hauteur in mm
Breedte x hoogte in mm

Höhenangabe inklusive Zierfüße
Height indication inclusive decoration feet
Hauteur spécifiée comprend les pieds d'ornement
Hoogte aangave inclusief siervoet

- ° Schränke auch in 402 mm (Oberschränke 400 mm) Breite erhältlich.
- ° Cabinets also available with a width of 402 mm (wall units 400 mm).
- ° Les armoires sont également disponibles avec une largeur de 402 mm (éléments suspendu 400 mm).
- ° Kasten ook verkrijgbaar in 402 mm (bovenkasten 400 mm) breedte.

- Auszug aus dem Typenplan
- Die Artikelnummern der Ergänzungsschränke entnehmen Sie aus den Typenlisten.
- Türen · Auszüge · Schubkästen mit Dämpfung
- Part of the type list
- Please consult the type lists for the article numbers of the add-on cabinets.
- Doors · pull out units · drawers with buffered closing

- Extrait du plan d'aménagement
- Les références des meubles de complément sont présentes dans notre liste d'articles.
- Portes · tiroirs · coulissants à fermeture amortie
- Getoonde kasten zijn een selectie uit de kast mogelijkheden
- De bestelcodes van de losse kasten kunt vindt u bij de losse elementen.
- Deuren · hoge zelfsluitende lade · zelfsluitende lade




A **ACE**






Frontdekore | Front finishes | Façades | Front kleuren




672

Polarweiß hgl.
polarwhite hgl.
blanc polaire haute
brillance
hoogglans wit




671

Anthrazit hgl.
anthracite hgl.
anthracite haute
brillance
hoogglans antraciet




675

Eiche Sand
sand oak
chêne sable
zand eiken




673

Eiche Trüffel
truffle oak
chêne truffier
eiken truffel



676

Charleston Eiche
charleston oak
charleston chêne
charleston eiken




674

Ulme Nachbildung
elm imitation
orme réplique
iepen hout folie



Korpusdekore | Carcase colours | Corps de meuble | Corpus kleuren




190

Perlstruktur Weiß matt
pearl texture white matt
blanc structure
perlée mat
parelstructuur wit mat




161

Weiß hgl.
white hgl.
blanc haute brillance
hoogglans wit




121

Anthrazit hgl.
anthracite hgl.
anthracite haute
brillance
hoogglans antraciet




194

Eiche Sand
sand oak
chêne sable
zand eiken




186

Eiche Trüffel
truffle oak
chêne truffier
eiken truffel



180

Charleston Eiche
charleston oak
charleston chêne
charleston eiken



192

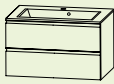
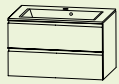
Ulme Nachbildung
elm imitation
orme réplique
iepen hout folie



ACE

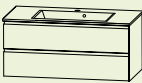
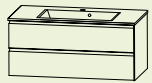
Planungsbeispiele

Planning examples | Exemples de composition | Sets



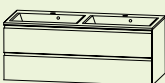
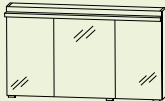
FSA-4370-72
SET-7012-1*
720 mm

S2A-437S-72
SET-7012-1*
720 mm



FSA-4310-72
SET-1012-1*
1020 mm

S2A-431S-72
SET-1012-1*
1020 mm



FSA-4312-72
SET-1212-1*
1220 mm

S2A-432S-72
SET-122D-1*
1220 mm

* auch mit LED-Beleuchtung erhältlich * also available with LED lighting
* aussi avec éclairage LED * ook mogelijk met LED verlichting

Abbildungen mit Mineralguss-Waschtisch, auch in Glas oder Keramik erhältlich.

Technical drawing with cast mineral washbasin, also available in glass or ceramic.


Exemples de composition avec plan de toilette en matériau de synthèse sont également disponible en verre ou en céramique.

Afgebeeld is met wastafel van mineraalmarmer, een glazen en keramische wastafel zijn ook mogelijk.

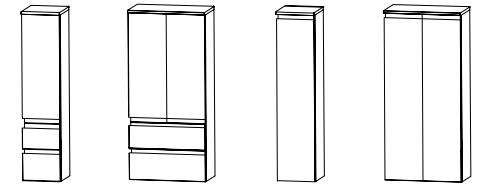
Ergänzungsschränke | Additional cabinets | Meubles complémentaires | Losse kasten

Hochschränke | tall units | colonne | hoge kasten

Mittelschränke | central units | armoire moyenne | middenkasten

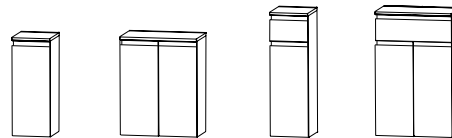


300°/600 x 1600 mm



300°/600 x 1136 mm

Highboards | highboards | highboards | highboards **

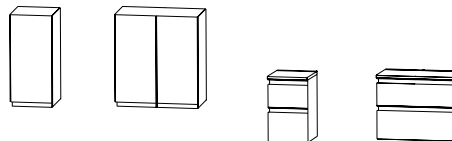


300°/600 x 656 mm

300°/600 x 816 mm

** auch mit Wäschekippe erhältlich
** also available with laundry basket
** aussi avec compartiment à linge
** ook met waskorf

Ober-/Unterschränke | wall/base units | éléments suspendu/bas | boven-/onderkasten



300°/600 x 640 mm

300°/600 x 496 mm

Breite x Höhe in mm
Width x height in mm
Largeur x hauteur in mm
Breedte x hoogte in mm

° Schränke auch in 400 mm Breite erhältlich.
° Cabinets also available with a width of 400 mm.
° Les armoires sont également disponibles avec une largeur de 400 mm.
° Kasten ook verkrijgbaar in 400 mm breedte.

– Auszug aus dem Typenplan
– Die Artikelnummern der Ergänzungsschränke entnehmen Sie aus den Typenlisten.
– Türen · Auszüge · Schubkästen mit Dämpfung



– Extrait du plan d'aménagement
– Les références des meubles de complément sont présentes dans notre liste d'articles.
– Portes · tiroirs · coulissants à fermeture amortie

– Part of the type list
– Please consult the type lists for the article numbers of the add-on cabinets.
– Doors · pull out units · drawers with buffered closing

– Getoonde kasten zijn een selectie uit de kast mogelijkheden
– De bestelcodes van de losse kasten kunt vindt u bij de losse elementen.
– Deuren · hoge zelfsluitende lade · zelfsluitende lade



VUE VUELTA






Frontdekore | Front finishes | Façades | Front kleuren




722

Polarweiß hgl.
polarwhite hgl.
blanc polaire haute
brillance
hoogglans wit




686

Anthrazit hgl.
anthracite hgl.
anthracite haute
brillance
hoogglans antraciet




794

Eiche Sand
sand oak
chêne sable
zand eiken




786

Eiche Trüffel
truffle oak
chêne truffier
eiken truffel




680

Charleston Eiche
charleston oak
charleston chêne
charleston eiken




792

Ulme Nachbildung
elm imitation
orme réplique
iepen hout folie




755

Hacienda Schwarz
hacienda black
noir exotique
hacienda zwart




769

Hacienda Grau
hacienda grey
gris exotique
hacienda grijs



Nr. 320
Stangengriff chrom
handle chrome
poignée barre chrome
stangengreep chrom

Korpusdekore | Carcase colours | Corps de meuble | Corpus kleuren




190

Perlstruktur Weiß matt
pearl texture white matt
blanc structure
perlée mat
parelstructuur wit mat




161

Weiß hgl.
white hgl.
blanc haute brillance
hoogglans wit




121

Anthrazit hgl.
anthracite hgl.
anthracite haute
brillance
hoogglans antraciet




194

Eiche Sand
sand oak
chêne sable
zand eiken




186

Eiche Trüffel
truffle oak
chêne truffier
eiken truffel



180

Charleston Eiche
charleston oak
charleston chêne
charleston eiken



192

Ulme Nachbildung
elm imitation
orme réplique
iepen hout folie



155

Hacienda Schwarz
hacienda black
noir exotique
hacienda zwart



169

Hacienda Grau
hacienda grey
gris exotique
hacienda grijs

Planungsbeispiele

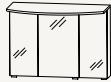
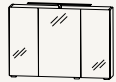
Planning examples | Exemples de composition | Sets



S2A-437S-1*
SET-VU70-1**
712 mm

S2A-437S-2*
SET-VU70-1**
712 mm

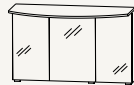
S2A-437S-3*
SET-VU70-1**
712 mm



S2A-439S-1*
SET-VU90-1**
912 mm

S2A-439S-2*
SET-VU90-1**
912 mm

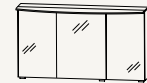
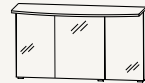
S2A-439S-3*
SET-VU90-1**
912 mm



S2A-432S-1*
SET-VU12-1**
1212 mm

S2A-432S-2*
SET-VU12-1**
1212 mm

S2A-432S-3*
SET-VU12-1**
1212 mm



S2A-434S-1*
SET-VU14-1**
1412 mm

S2A-434S-2*
SET-VU14-1**
1412 mm

S2A-434S-3*
SET-VU4D-1**
1412 mm

* auch mit Facettenschliff erhältlich
* also available with facet cut
* aussi avec à facette
* ook mogelijk met facet rand

** auch mit LED-Beleuchtung erhältlich
** also available with LED lighting
** aussi avec éclairage LED
** ook mogelijk met LED verlichting

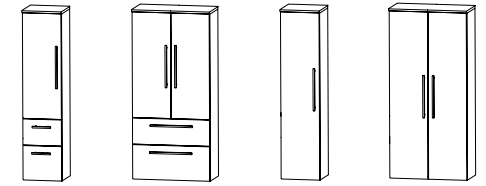
Ergänzungsschränke | Additional cabinets | Meubles complémentaires | Losse kasten

Hochschränke | tall units | colonne | hoge kasten

Mittelschränke | central units | armoire moyenne | middenkasten

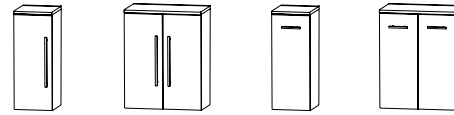


300°/600 x 1600 mm




300°/600 x 1296 mm

Highboards | highboards | highboards | highboards

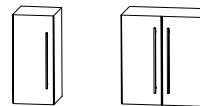


300°/600 x 656 mm

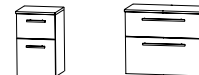


300°/600 x 816 mm

Ober-/Unterschränke | wall/base units | éléments suspendu/bas | boven-/onderkasten



300°/600 x 640 mm



300°/600 x 496 mm

Breite x Höhe in mm
Width x height in mm
Largeur x hauteur in mm
Breedte x hoogte in mm

- ° Schränke auch in 400 mm Breite erhältlich.
- ° Cabinets also available with a width of 400 mm.
- ° Les armoires sont également disponibles avec une largeur de 400 mm.
- ° Kasten ook verkrijgbaar in 400 mm breedte.

- Auszug aus dem Typenplan
- Die Artikelnummern der Ergänzungsschränke entnehmen Sie aus den Typenlisten.
- Türen · Auszüge · Schubkästen mit Dämpfung

- Extrait du plan d'aménagement
- Les références des meubles de complément sont présentes dans notre liste d'articles.
- Portes · tiroirs · coulissants à fermeture amortie

- Part of the type list
- Please consult the type lists for the article numbers of the add-on cabinets.
- Doors · pull out units · drawers with buffered closing


- Getoonde kasten zijn een selectie uit de kast mogelijkheden
- De bestelcodes van de losse kasten kunt vindt u bij de losse elementen.
- Deuren · hoge zelfsluitende lade · zelfsluitende lade

LIN LINEA





Frontdekore | Front finishes | Façades | Front kleuren




791

Quarzgrau matt
quarz grey matt
gris quartz mat
kwartsgrijs mat




722

Polarweiß hgl.
polarwhite hgl.
blanc polaire haute
brillance
hoogglans wit




686

Anthrazit hgl.
anthracite hgl.
anthracite haute
brillance
hoogglans antraciet




784

Eiche hell
Nachbildung
light oak imitation
chêne blond réplique
licht eiken folie




786

Eiche Trüffel
truffle oak
chêne truffier
eiken truffel




680

Charleston Eiche
charleston oak
charleston chêne
charleston eiken




792

Ulme Nachbildung
elm imitation
orme réplique
iepen hout folie



755

Hacienda Schwarz
hacienda black
noir exotique
hacienda zwart



769

Hacienda Grau
hacienda grey
gris exotique
hacienda grijs

Korpusdekore | Carcase colours | Corps de meuble | Corpus kleuren




190

Perlstruktur Weiß matt
pearl texture white matt
blanc structure
perlée mat
parelstructuur wit mat




191

Quarzgrau matt
quarz grey matt
gris quartz mat
kwartsgrijs mat



161

Weiß hgl.
white hgl.
blanc haute brillance
hoogglans wit




121

Anthrazit hgl.
anthracite hgl.
anthracite haute
brillance
hoogglans antraciet




184

Eiche hell
Nachbildung
light oak imitation
chêne blond réplique
licht eiken folie




186

Eiche Trüffel
truffle oak
chêne truffier
eiken truffel



180

Charleston Eiche
charleston oak
charleston chêne
charleston eiken



192

Ulme Nachbildung
elm imitation
orme réplique
iepen hout folie



155

Hacienda Schwarz
hacienda black
noir exotique
hacienda zwart



169

Hacienda Grau
hacienda grey
gris exotique
hacienda grijs



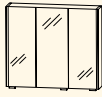
Nr. 317
Stangengriff chrom
handle chrome
poignée barre chrome
stangengreep chrom



Nr. 320
Stangengriff chrom
handle chrome
poignée barre chrome
stangengreep chrom

Planungsbeispiele

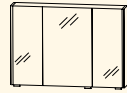
Planning examples | Exemples de composition | Sets



S2A-4270-S1 L (R)
SET-LN70-1*
712 mm



S2A-4370-79
SET-LN70-1*
712 mm



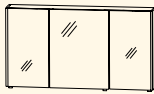
S2A-42R1-S1
SET-LN10-1 R*
1012 mm



S2A-42L1-S1
SET-LN10-1 L*
1012 mm



S2A-4310-79
SET-LN10-1 L*
1012 mm



S2A-4213-S1
SET-LN13-1*
1312 mm



S2A-4313-79
SET-LN13-1*
1312 mm



S2A-4217-S1
SET-LN17-1*
1712 mm



S2A-4317-79
SET-LN17-1*
1712 mm

* auch mit LED-Beleuchtung erhältlich
* also available with LED lighting
* aussi avec éclairage LED
* ook mogelijk met LED verlichting

LINEA

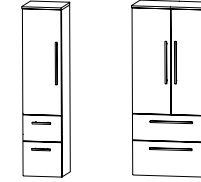
Ergänzungsschränke | Additional cabinets | Meubles complémentaires | Losse kasten

Hochschränke | tall units | colonne | hoge kasten

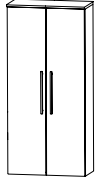
Mittelschränke | central units | armoire moyenne | middenkasten



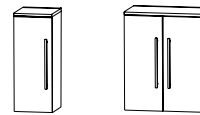
300°/600 x 1600 mm




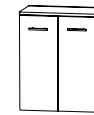
300°/600 x 1296 mm



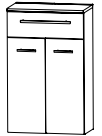
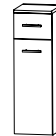
Highboards | highboards | highboards | highboards



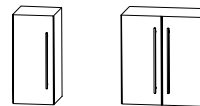
300°/600 x 656 mm



300°/600 x 816 mm



Ober-/Unterschränke | wall/base units | éléments suspendu/bas | boven-/onderkasten



300°/600 x 640 mm



300°/600 x 496 mm

Breite x Höhe in mm
Width x height in mm
Largeur x hauteur in mm
Breedte x hoogte in mm

° Schränke auch in 400 mm Breite erhältlich.
° Cabinets also available with a width of 400 mm.
° Les armoires sont également disponibles avec une largeur de 400 mm.
° Kasten ook verkrijgbaar in 400 mm breedte.

– Auszug aus dem Typenplan
– Die Artikelnummern der Ergänzungsschränke entnehmen Sie aus den Typenlisten.
– Türen · Auszüge · Schubkästen mit Dämpfung

– Extrait du plan d'aménagement
– Les références des meubles de complément sont présentes dans notre liste d'articles.
– Portes · tiroirs · coulissants à fermeture amortie

– Part of the type list
– Please consult the type lists for the article numbers of the add-on cabinets.
– Doors · pull out units · drawers with buffered closing

– Getoonde kasten zijn een selectie uit de kast mogelijkheden
– De bestelcodes van de losse kasten kunt vindt u bij de losse elementen.
– Deuren · hoge zelfsluitende lade · zelfsluitende lade



FRESH





FRESH



Frontdekore 1 | Front finishes 1 | Façades 1 | Front kleuren 1



Frontdekore 2 | Front finishes 2 | Façades 2 | Front kleuren 2



Korpusdekore | Carcase colours | Corps de meuble | Corpus kleuren




Nr. 321
Stangengriff chrom
handle chrome
poignée barre chrome
stangengreep chrom



Planungsbeispiele

Planning examples | Exemples de composition | Sets



FRM-0170-1
706 mm



FRM-0170-2
706 mm



FRM-0170-3
706 mm



FRM-0170-4
706 mm



FRM-0110-1
1006 mm



FRM-0110-2
1006 mm



FRM-0110-3
1006 mm



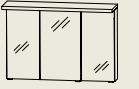
FRM-0110-4
1006 mm



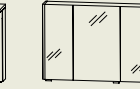
FRM-0112-1
1206 mm



FRM-0112-2
1206 mm




FRM-0112-3
1206 mm



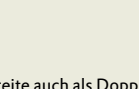
FRM-0112-4
1206 mm



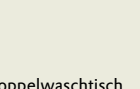
FRM-0112-1
1206 mm



FRM-0112-2
1206 mm



FRM-0112-3
1206 mm



FRM-0112-4
1206 mm

1206 mm Breite auch als Doppelwaschtisch erhältlich!

1206 mm width also available as a double washbasin!

Une double plan de toilette est disponible en largeur 1206 mm!

1206 mm breed ook als dubbele wastafel mogelijk!

Abbildungen mit Mineralguss-Waschtisch, auch in Glas oder Keramik erhältlich.

Technical drawing with cast mineral washbasin, also available in glass or ceramic.

Exemples de composition avec plan de toilette en matériau de synthèse sont également disponible en verre ou en céramique.

Afgebeeld is met wastafel van mineraalmarmer, een glazen en keramische wastafel zijn ook mogelijk.

Alternativ Flächenspiegel in 700 / 1000 / 1200 mm Breite erhältlich.

Alternative mirrors available in widths 700 / 1000 / 1200 mm.

Alternativement, miroir disponible en 700 / 1000 / 1200 mm de largeur.

Alternatief zijn spiegels in 700 / 1000 / 1200 breedte verkrijgbaar.

FRESH


Ergänzungsschränke | Additional cabinets | Meubles complémentaires | Losse kasten

Hochschränke | tall units | colonne | hoge kasten

Mittelschränke | central units | armoire moyenne | middenkasten

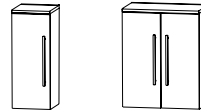


300° / 600 x 1600 mm


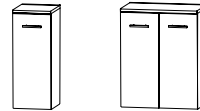


300° / 600 x 1136 mm

Highboards | highboards | highboards | highboards

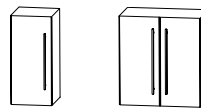


300° / 600 x 656 mm

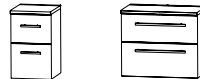


300° / 600 x 816 mm

Ober-/Unterschränke | wall/base units | éléments suspendu/bas | boven-/onderkasten



300° / 600 x 640 mm



300° / 600 x 496 mm

Breite x Höhe in mm
Width x height in mm
Largeur x hauteur in mm
Breedte x hoogte in mm

° Schränke auch in 400 mm Breite erhältlich.

° Cabinets also available with a width of 400 mm.

° Les armoires sont également disponibles avec une largeur de 400 mm.

° Kasten ook verkrijgbaar in 400 mm breedte.

– Auszug aus dem Typenplan

– Die Artikelnummern der Ergänzungsschränke entnehmen Sie aus den Typenlisten.

– Türen · Auszüge · Schubkästen mit Dämpfung

– Part of the type list

– Please consult the type lists for the article numbers of the add-on cabinets.

– Doors · pull out units · drawers with buffered closing

– Extrait du plan d'aménagement

– Les références des meubles de complément sont présentes dans notre liste d'articles.

– Portes · tiroirs · coulissants à fermeture amortie

– Getoonde kasten zijn een selectie uit de kast mogelijkheden

– De bestelcodes van de losse kasten kunt vindt u bij de losse elementen.

– Deuren · hoge zelfsluitende lade · zelfsluitende lade



UNIQUE Ideal Standard CONNECT AIR Keramik-Aufsatzwaschtisch | ceramic top-mounted washbasin | plan de toilette à poser en céramique | opzetwastafel keramiek



UNIQUE Keramik-Aufsatzwaschtisch „Melbourne“ | ceramic top-mounted washbasin „Melbourne“ | plan de toilette à poser en céramique „Melbourne“ | opzetwastafel keramiek „Melbourne“



QUADA Mineralguss-Waschtisch | cast mineral washbasin | plan de toilette en matériau de synthèse | wastafel van mineraalmarmer



QUADA Keramik-Waschtisch | ceramic washbasin | plan de toilette en céramique | keramische wastafel



PUREFACTION Mineralguss-Waschtisch | cast mineral washbasin | plan de toilette en matériau de synthèse | wastafel van mineraalmarmer



ACE Mineralguss-Waschtisch | cast mineral washbasin | plan de toilette en matériau de synthèse | wastafel van mineraalmarmer



ACE Keramik-Waschtisch | ceramic washbasin | plan de toilette en céramique | keramische wastafel



ACE Glas-Waschtisch | glass washbasin | plan de toilette en verre | glazen wastafel



FRESH Mineralguss-Waschtisch | cast mineral washbasin | plan de toilette en matériau de synthèse | wastafel van mineraalmarmer



FRESH Keramik-Waschtisch | ceramic washbasin | plan de toilette en céramique | keramische wastafel



FRESH Glas-Waschtisch | glass washbasin | plan de toilette en verre | glazen wastafel



VUELTA Mineralguss-Waschtisch | cast mineral washbasin | plan de toilette en matériau de synthèse | wastafel van mineraalmarmer

NEXT GENERATION



puris Bad GmbH & Co. KG
 Hinterm Gallberg 6a · D-59929 Brilon · mail@puris.de · www.puris.de

Abbildungen und Angaben sind unverbindlich. Technische Änderungen vorbehalten.
 Illustrations and specifications are without obligation. Technical modifications reserved.
 Reproductions et données techniques sans engagement de notre part. Sous réserve de modifications techniques.
 Afbeeldingen en specificaties kunnen afwijken. Technische wijzigingen voorbehouden.

Fotos (2) TS: © grki / jokatoons - fotolia.com



LINEA Mineralguss-Waschtisch | cast mineral washbasin | plan de toilette en matériau de synthèse | wastafel van mineraalmarmer

